


vtech®

# User's Manual



Peppa Pig™



THE LEARNING TABLET

# InnoTAB®

VTech understands that a child's needs and abilities change as they grow and with that in mind we develop our toys to teach and entertain at just the right level...

## **vtech** Baby

Toys that will stimulate their interest in different textures, sounds and colours

### I am...

...responding to colours, sounds and textures

...understanding cause and effect

...learning to touch, reach, grasp, sit-up, crawl and toddle

Birth-36 months



## **Pre-School**

Interactive toys to develop their imagination and encourage language development

### I want...

...to get ready for school by starting to learn the alphabet and counting

...my learning to be as fun, easy and exciting as can be

...to show my creativity with drawing and music so my whole brain develops

3-6 years



## **Electronic Learning Computers**

Cool, aspirational and inspiring computers for curriculum related learning

### I need...

...challenging activities that can keep pace with my growing mind

...intelligent technology that adapts to my level of learning

...National Curriculum based content to support what I'm learning at school

4-10 years



To learn more about this and other VTech® products, visit [www.vtechuk.com](http://www.vtechuk.com)

*Dear Parent,*

*At VTech®, we know how much you enjoy staying on top of the hottest trends and having the most high-tech gadgets around. We also know that your children feel the same way. With that in mind, we developed InnoTab®, our first multi-function tablet just for children that brings all the magic of Mum's and Dad's tablets into a fun-filled learning experience that fits their active lifestyles.*

*InnoTab® is the next generation of learning toy for children aged 4-9 that has a rich library of cartridge software with interactive animated e-Books, learning games, creative activities along with a wide variety of additional apps to download. It features a 5" colour LCD touch screen, a G-sensor for game control, as well as a USB port for downloads, SD card slot for memory expansion and a headphone jack, all housed in a stylish, durable and compact design for easy portability.*

*When playing with InnoTab®, children can look, listen, touch, and tilt their way through activities to discover a world of fun whenever they want and wherever they go. Through interactive play, your child will develop skills in reading, maths, social studies, science, music, creativity, and more—which we know is important to you.*

*At VTech®, we are dedicated to helping your children uncover their talents. We thank you for your trust in our products that encourage active minds through imaginative play.*

*Sincerely,*

*Your friends at VTech®*

# INTRODUCTION

Oh dear, the house is such a mess! Peppa and George have been asked to tidy up and they need your help! There are lots of things they need to find while they are tidying and fun games to play to help make the job easier. You can also read an interactive story about Peppa's Fancy Dress Party with all of her friends.

## INCLUDED IN THIS PACKAGE

1 InnoTab® cartridge – Peppa Pig

1 InnoTab® cartridge user's manual

**WARNING:** All packing materials, such as tape, plastic sheets, packaging locks and tags are not part of this toy, and should be discarded for your child's safety.

**Note:** Please keep the user's manual as it contains important information.

## GETTING STARTED

### STEP 1: Insert the InnoTab® Cartridge


Make sure the unit is turned off. Insert the InnoTab® cartridge firmly down into the cartridge slot located on the back of the unit and push until it clicks into place as shown in the below.



## STEP 2: Select the Cartridge Icon

Touch the cartridge icon on the **InnoTab®** desktop.

**Note:** Your **InnoTab®** desktop may look slightly different from the image on the right, depending on which version of **InnoTab®** you own.



## STEP 3: Choose How You Want to Play

There are four ways to play. Touch an icon to choose one.

**Tidy Up Time:** Touch **Tidy Up Time!** to help Peppa and George to tidy up their house and play the mini games.

**Free Play:** In **Free Play**, the mini games can be replayed.

**Note:** To unlock the games in **Free Play**, first play them in **Tidy Up Time!**

**E-Book:** Read the interactive e-book. Listen to the story, touch individual words on the page to hear them read, or touch the art for fun responses.

**Photo Fun\*:** Take pictures and add Peppa Pig frames and graphics to them.



\*If your version of **InnoTab®** has a built-in camera, a camera activity will appear in the cartridge menu.

If your version of **InnoTab®** does not have a built-in camera, this activity will not be available.

## THE HARD KEYS



**HOME**

Exit the current activity and return to the **InnoTab®** desktop.



**HELP BUTTON**

Replay instructions, or ask for a hint.

# SETTINGS

## Music On/Off

To turn the background music on or off, touch the **Music On/Off** icon on the cartridge menu.



Music On/Off icon

**NOTE:** If your version of **InnoTab®** has a built-in camera, a camera activity will appear in the cartridge menu. If your version of **InnoTab®** does not have a built-in camera, this activity will not be available.

## Levels

In each of the activities, choose Easy or Difficult to select a level.



# ACTIVITIES

## E-Book

### Menu Page

The e-Book menu offers the following options:

- **Read the Story:** Touch this icon to read the story.
- **Story Dictionary:** Learn new vocabulary in the Story Dictionary.
- **Settings:** Use the Settings menu to turn the background music or the vocabulary highlight on or off.



## Index Page

After touching the “Read the Story” icon, you will see an index page. You can start the story from the beginning or choose any page to start reading. You can also touch the “Whole Story” icon to read the complete story from the beginning.



## Story Page

In each story page, touch anywhere on the screen to stop the story narration and enter **Free Play**. When the story narration has finished, you will enter **Free Play** automatically.

In **Free Play**, you can touch the words one by one to read the story at your own pace, touch highlighted vocabulary words to hear their definitions, or touch images in the art to hear fun voices and sounds. If you don't touch the screen for a while, the story narration will continue automatically to the next page.



Click the screen left or right or touch the left or right arrow to play the previous or next page.

To listen to the story narration again, touch the **Replay** icon  on the screen. To go back to the index page, touch the **Index** icon  on the screen.

## Story Dictionary

Touch the “Story Dictionary” icon to access the dictionary index page. Then touch a word to hear its definition.



## Tidy Up Time!

Peppa and George have been asked to tidy up the house. Help them to pick up the things that they are looking for. Touch the correct things that match the clue in the question box. Touch the arrows to explore more of the house.

**Curriculum:** Letter sequence, Beginning letters, Vocabulary, Spelling

When several things have been collected you can help Peppa and George play some different tidy up games.

### Game 1: Balance the books

Help George balance the books as he carries them over to the bookshelf. Tilt the InnoTab left or right to stop the stack of books from toppling over.

**Curriculum:** Spatial sense



### Game 2: Sliding Daddy Pig

Oh dear! Daddy Pig has stepped on a toy car and is sliding out of control! Clear the path by dragging the objects out of the way so that Daddy Pig can slide through as safely as possible.


**Curriculum:** Counting



### Game 3: Catching Things

What a fun way to tidy up! Guide Peppa to the targets so she can use her toy basket to catch the things that Daddy Pig throws to her.

**Curriculum:** Vocabulary





### Game 4: Spot the Difference

Find the differences between the dinosaurs in George's picture book.

**Curriculum:** Visual Skills



### Game 5: Balance the Ball

Peppa and George are playing a silly game. Help them balance the ball from falling as they carry it to the toy basket.

**Curriculum:** Spatial sense



### Game 6: Choo-Choo Train

Choo choo! Drag the pieces to build a track for the toy train to run along.

**Curriculum:** Problem Solving, Shape Matching



## Photo Fun

In **Photo Fun**, you can add Peppa Pig's frames and graphics to your pictures.

Take pictures with the **InnoTab®** and add Peppa Pig's frames to get creative!



**NOTE:** If your version of **InnoTab®** has a built-in camera, a camera activity will appear in the cartridge menu. If your version of **InnoTab®** does not have a built-in camera, this activity will not be available.

## Free Play

In **Free Play**, you can choose and replay your favourite mini games.\*

\*To unlock the games in Free Play, first play them in the **Tidy Up Time!**



## ONLINE FEATURES

Register online to keep track of your child's learning journey with personalised recommendations. You can also connect to our **Learning Lodge™** to download great apps, games, e-Books and more!

If you have not already installed the **InnoTab®** version of the **Learning Lodge™** software on your computer, go to [www.vtechuk.com/download](http://www.vtechuk.com/download) to download and install it.

## CARE & MAINTENANCE

1. Keep **InnoTab®** cartridge clean by wiping it with a slightly damp cloth. Never use solvents or abrasives.
2. Keep it out of direct sunlight and away from direct sources of heat.
3. Avoid dropping it. **NEVER** try to dismantle it.
4. Always keep **InnoTab®** cartridge away from water.

### WARNING

A very small percentage of the public, due to an existing condition, may experience epileptic seizures or momentary loss of consciousness when viewing certain types of flashing colours or patterns. While **InnoTab® The Learning Tablet** does not contribute to any additional risks, we do recommend that parents supervise their children while they play video games. If your child experiences dizziness, altered vision, disorientation, or convulsions, discontinue use immediately and consult your doctor. Please note that focusing on an LCD screen at close range and handling touch screen or g.sensor controls for a prolonged period of time may cause fatigue or discomfort. We recommend that children take a 15-minute break for every hour of play.

## TROUBLESHOOTING

Please note that if you try to insert or remove an **InnoTab®** cartridge without first turning the unit **OFF**, you may experience a malfunction. If this happens, and the unit does not respond to pressing the **ON/OFF** button, disconnect the AC adaptor from the main unit or remove the batteries. Then, reconnect the adaptor, or reinstall the batteries.

## TECHNICAL SUPPORT

If you have a problem that cannot be solved by using this manual, we encourage you to visit us online or contact our Consumer Services Department with any problems and/or suggestions that you might have. A support representative will be happy to assist you.

Before requesting support, please be ready to provide or include the information below:

- The name of your product or model number (the model number is typically located on the back or bottom of your product).
- The actual problem you are experiencing.
- The actions you took right before the problem started.

Internet: [www.vtechuk.com](http://www.vtechuk.com)

Phone: 01235 546810 (from UK), or +44 1235 546810 (outside UK)

## COPYRIGHT NOTICES

© VTech. All Rights Reserved. **VTech®** and the **VTech®** logo are registered trademarks of VTech. **InnoTab®** is a registered trademark of VTech. **Learning Lodge™** is a trademark of VTech.

## IMPORTANT NOTE:

Creating and developing **InnoTab® The Learning Tablet** products is accompanied by a responsibility that we at **VTech®** take very seriously. We make every effort to ensure the accuracy of the information that forms the value of our products. However, errors sometimes can occur. It is important for you to know that we stand behind our products and encourage you to call our Consumer Services Department at 01235 546810 (from UK), or +44 1235 546810 (outside UK), with any problems and/or suggestions that you might have. A service representative will be happy to help you.

## OTHER INFO

### DISCLAIMER AND LIMITATION OF LIABILITY

**VTech**<sup>®</sup> Electronics Europe PLC. and its suppliers assume no responsibility for any damage or loss resulting from the use of this handbook. **VTech**<sup>®</sup> Electronics Europe PLC. and its suppliers assume no responsibility for any loss or claims by third parties that may arise through the use of this software. **VTech**<sup>®</sup> Electronics Europe PLC. and its suppliers assume no responsibility for any damage or loss caused by deletion of data as a result of malfunction, dead battery, or repairs. Be sure to make backup copies of important data on other media to protect against data loss.

COMPANY : **VTech**<sup>®</sup> Electronics Europe PLC

ADDRESS : Napier Court, Abingdon Science Park, Abingdon, Oxon. OX14 3YT.

TEL NO.: 01235 546810 (from UK), or +44 1235 546810 (outside UK)



## PRODUCT WARRANTY



Thank you for choosing this quality product from VTech. We hope it will bring many hours of entertainment, imaginative play and learning.

1. The product detailed above is covered by a one year warranty from the date of purchase, against any defects in materials or workmanship.
2. The product may be returned to the place of purchase. Alternatively the product can be returned to VTech Electronics Europe plc (see address below), with proof of purchase, without proof of purchase no replacement will be provided.
3. VTech Electronics Europe plc will examine the product and if it is found to be defective due to faulty materials or workmanship, will replace the product at their discretion.
4. If the product covered by this warranty is damaged due to misuse, modification or unauthorised repair, or because of faulty batteries, battery discharge or incorrect electrical connections, then this warranty becomes void.
5. This warranty is personal to the original purchaser and is not transferable.
6. Breakages to the LCD screen are not covered by the warranty.
7. Returns to VTech Electronics Europe plc should include a cheque or postal order for £1.50 towards the cost of return postage and packaging.
8. Products returned to VTech Electronics Europe plc, should be addressed as follows and packed carefully to avoid damage in transit (Please do not include batteries or adaptor).  
Please include details of the fault together with your name and address.

VTech Electronics Europe plc, c/o Tablogix Limited, 200 Milton Park, Abingdon, Oxon OX14 4TA

**THIS WARRANTY IS OFFERED AS AN EXTRA BENEFIT AND DOES NOT AFFECT CONSUMERS' STATUTORY RIGHTS.**

This warranty is valid for the UK and Eire only. For products purchased outside the UK and Eire, please contact your local distributor or place of purchase.



